



# HOW DO I GET CREDIT FOR ATTENDING FIESTA?

## LIVE CREDIT

1. Attend in person OR
2. Livestream the lecture as it happens from your laptop or desktop  
*(Either way will get you Live credit.)*

## SELF-STUDY CREDIT

3. View recorded lectures until June 26

- **You choose how to attend!** When you've met the criteria for each course, your CE certificate for that class will be available for download in the Acelevents app or on the Acelevents website. (More details on the next few pages.)
- **YOU MUST DOWNLOAD YOUR OWN CE CERTIFICATES.**
  - We will NOT be emailing credit forms as we have done in the past.
  - Each course will have its own certificate.
- **All CE certificates are available for download until June 26.**
  - It's your responsibility to download your certificates while you have access to them.

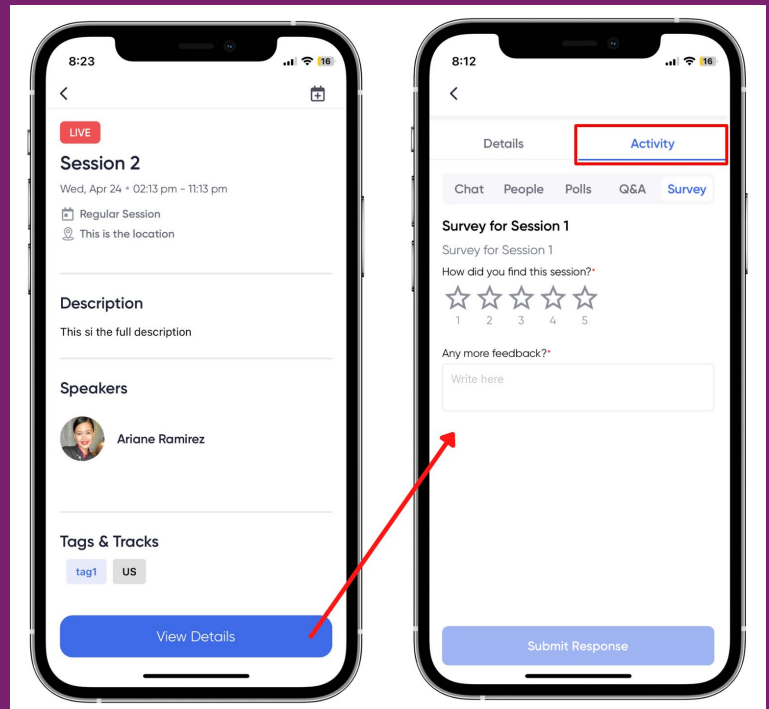
# 1. Attend in person

**Access to CE certificates ends June 26.**

*Criteria: Check in and answer survey*

- Scan your badge at the door (check in)
- Make a note of the course code given during the lecture

- In the app, click on the **View Details** button in the session you are attending.
- Click the **Activity** tab then find the **Survey** tab.
- Answer the survey questions correctly using the digits of the course code as answers.



If you don't complete the survey during the class, the **Complete Survey** button will appear when you go back to the Agenda.

You only have **one chance** to complete the survey so make sure you have the right code for the right course.

**We will not have sign-in sheets at the back of the room.**

**All awarded CE certificates will be available for you to download from the website or in the app.**

## 2. Livestream as the lecture happens

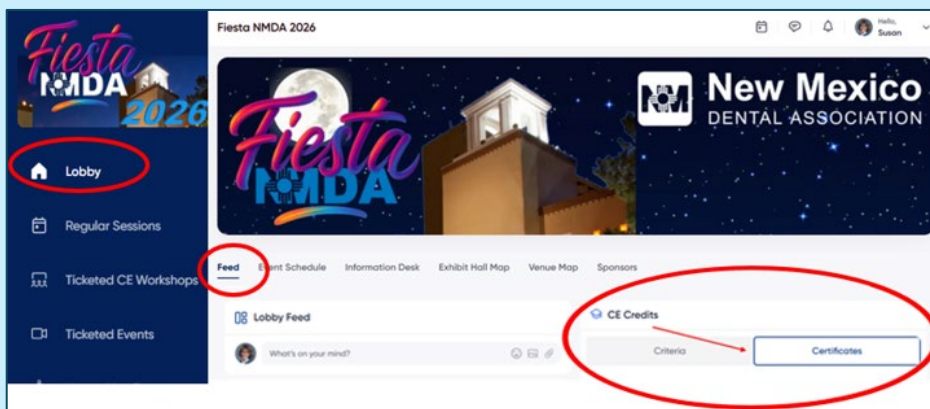
**Access to CE certificates ends June 26.**



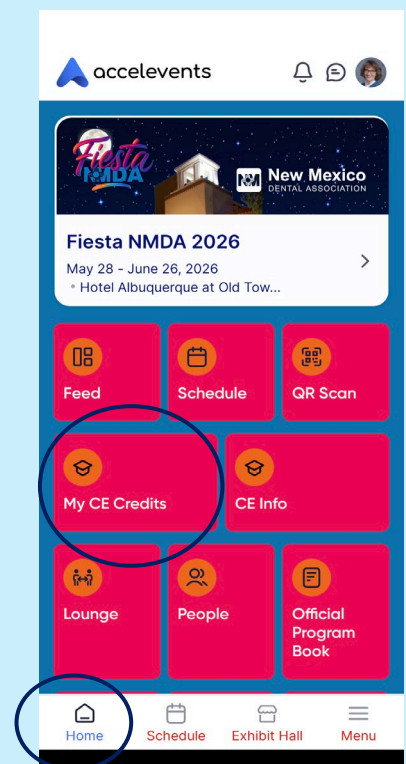
*Criteria: Be “present” (connected) in the class for a certain percentage of time.*

- Use the **Device Checker** to help make sure your internet connection is strong.
- Your livestream attendance will be automatically logged.

# Get your “Live” certificate!



If you met the criteria for credit, go to the Lobby (website) or Home (in the app) to download your certificate.



# 3. Self-study

*Access to videos and CE certificates ends June 26.*

*Criteria: Complete survey correctly*

- Log in and Enter Event
- Toggle on “Show Past Sessions”

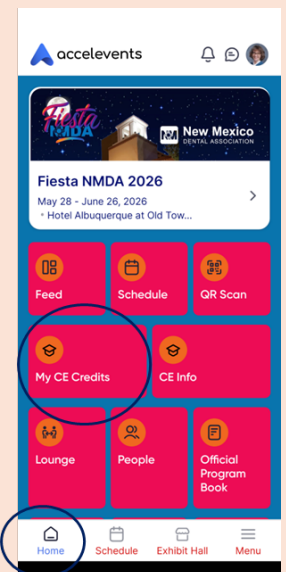
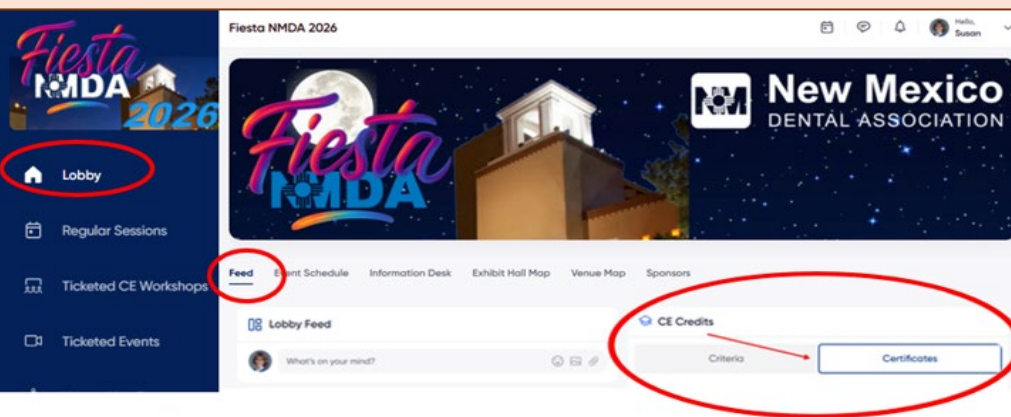
- Note of the course code given during the recording
- Click the **Survey** link (not the course evaluation\*)
- Answer the questions correctly



You only have **one chance** to complete the survey so make sure you have the right code for the right course.

*\*Please also complete the course evaluation – we value your feedback!*

## Get your “Self-study” certificate!



**You must write in the date you viewed the recording for the self-study certificate to be valid.**